

Syracuse Thunderbirds Aero Radio Society



# Plane Propwash



January 2017

Charter 473

**The Next General Meeting will be February 8th, at 7:00 at Walt's Hobby Town.**

**2016 Officers**

[Ken Kadish, President](#)  
[Paul Volcko, Vice President](#)  
[Herb Moore, Treasurer](#)  
[Jeff Wolsley, Secretary](#)  
[Peter Seiffert, Safety Officer](#)

Directors:  
Peter Seiffert, 2007-08  
Herb Moore, 2014  
Phil Morgan \*2011-2013

Volunteer Staff:  
[Jeff Wolsley, Propwash Editor](#)  
[Michael Graham, SYG Administrator/Club Historian](#)  
[Paul Volcko, Webmaster](#)  
[Herb Moore, Field Committee](#) (temporary)  
[Mike O'Neill, Facebook Admin](#)

**The next STARS meeting will be at Walt's Hobby Town, February 8th, at 7:00. As a reminder, the meeting is always the second Wednesday of the month. The STARS monthly meeting will meet at Walt's until spring 2017.**

**In A Few Words...**

Not the worst winter (yet), and every day without more significant snow is a day closer to Spring; thus is the power of positive thinking, and after all, what's the alternative?

Both the Model Aircraft Forum and STARS Auction have been completed, and there should be reports on these events at the February 8, 2017 meeting.

As discussed at the last meeting on January 11, 2017, our Club has decided to have our existing mower reels refurbished yet again, and we are moving forward on the purchase of a new to us mower which will hopefully serve us well for the foreseeable future.

Please mark your calendars for the STARS Annual Snow Fly on March 5, 2017. Last year, there was a good turnout and hopefully that can be repeated this year.

Please remember that dues are now due.

The next STARS meeting will be March 6, 2017 at Walt's.

Fly onward....

*Ken*

2017 STARS dues are due. Dues can be paid at the February monthly meeting. Dues can also be sent to the Treasurer at any time. (Herb Moore 645 Gilbert Mills Road Fulton, NY. 13069) After the January meeting, there is a \$10.00 per month late fee. Late Fee Is Now 10.00.

## **Secretary's Report: Jeff Wolsley**

The January STARS regular meeting was called to order at 7:04. by President Ken Kadish. There were 14 Open Members, 5 Associate, 1 guest, and 1 youth member in attendance.

### **Secretary's Report:**

The Secretary's Report from the November meeting was approved as published. Motion by Mike Graham and 2<sup>nd</sup> by Peter Seiffert. Carried.

### **Treasurer's Report: Bob Rowe**

STARS dues are due. Most have paid. Please get caught up. Seed money for the forum has been forwarded. There is a dispute on the port-a-potty bill that will work itself out. Crop Share has paid us for 2016. Billing name and address is getting changed over to Herb. Motion by Mike Graham and 2<sup>nd</sup> by Peter Seiffert. Carried.

Note the new rules for reimbursement are now in effect.

### **Committee Reports:**

#### **Field Committee: Herb Moore**

The field is currently covered in ice. A new Field Committee Head needs to be appointed.

The mower reels have reached the end of their useful life. The club has been offered a used Toro 5500D-



*This is not the actual mower. Just a picture of what a model 5500D is.*

The mower is a professional golf course mower. The operating hours were not available at the time of the meeting. The current owner has offered to help maintain it. The mower is offered at a substantial lower \$\$ amount and the purchase is bundled with a final refurbishment of the existing reel set.

The particulars of the mower and the purchase deal were discussed. The condition of the treasury was also reviewed.

Motion by Peter Seiffert was made to purchase the mower, with the reel set refurbishment, and assistance from the current owner, with the caveat that the title is clear, to purchase the mower. 2<sup>nd</sup> by Phil Morgan. The open membership in attendance voted 13 in favor, one nay.

#### **AMA: Peter Seiffert**

The AMA has taken over the WRAM show and made it AMA EXPO Northeast.

#### **Safety Report: Peter Seiffert**

Don't fall through the ice. Otherwise 2017 is pretty quiet so far.

#### **Flight School: Bob Rowe**

Fixed Wing- Preflight workshop April 20, STARS field at 7:00. Regular fixed wing nights are every Thursday 5:30 to sunset

Heli Night- Opening night Tuesday April 18, STARS field, 5:00 -till dark and every Tuesday thereafter.

#### **STARS Web Site: Paul Volcko**

If you haven't looked, check out the new cameras! Great view even at night. The weather data comes from the roof mounted weather station.

Please view the field cam at:

<http://www.amadistrictiistars.org/>

<http://www.amadistrictiistars.org/scam.html>

This is an infrared cam so you can see some activity at night.

### **Old Business:**

#### **Future Planning:**

**Driveway-** Spring review and repair as necessary

**Next field improvement-** Remove the pile of dirt by the parking area.

**Clubhouse Drainage-** The clubhouse has managed to stay dry inside. Monitor status.

**Driveway Plow-** As needed- winter fly?

#### **Big Bird Giant Scale:**

First night- May 17. Then the first and third Wednesday each month thereafter.

#### **Control Line:**

Mike O'Neil 6 Please avoid parking on the control line circle.

#### **Facebook:**

The STARS now have a Facebook page. There are 99 members at this time. [Mike O'Neil](#) has been named the new administrator.

### **New Business:**

#### **Elections:**

Bob Rowe was thanked for his service as Treasurer. Herb Moore was welcomed in as the new Treasurer.

#### **Monthly Meeting Venue:**

The location for the STARS monthly meeting will remain at Walt's.

#### **Auction:**

The STARS auction is Jan. 27. Set up starts at 5:00 and the gavel drops at 6:00.

#### **Forum Meeting:**

The Forum is Jan 21, 0900-1600. No speakers this year due to the issues last year. \$5.00 admission for adults. The used equipment sales are the responsibility of the seller. No commission to the Forum.

#### **New Members:**

No new members.

#### **Adjournment:**

The January regular monthly meeting of the STARS was adjourned at 7:38pm.

***Secretary, Jeff Wolsley***

**Calendar of Events for January-March (and beyond) Events:** *Editor's Note- Also watch your e-mail for sudden changes to events like cancellations or re-scheduling due to weather.*

Jan 21- CNY Model Aircraft Forum

Jan 27- STARS Auction

Feb 24-26- AMA Expo East / WRAM Show

Feb 25- [Oneida Lake Flyers](#) Swap Meet

<mailto:kjhondarider@aol.com>

Feb 18- [RCCR Swap Meet](#)

March 5- STARS Winter Fly

March 25- [OMAC Swap Meet](#)

April 1- [FLAPS](#) SWAP Meet and Auction

April 18- STARS Heli flight school starts.

April 20- Fixed Wing Pre-flight Workshop  
STARS field 7:00

May 4- 5:30 STARS Fixed wing flight school starts

May 17- Big Bird Giant Scale first night

The indoor flying schedule has been updated for fall 2016. If the weather is iffy, check to make sure they are open before you head out.

[Camillus Indoor Aviators \(CIA\)](#) Indoor flying at First Baptist Church located at 1960 State Route 5 in Elbridge Tuesday and Friday 6:00 to 9:00 and the first Saturday of each month 4:00 to 9:00 (2.4GHz only)

[CNY Indoor Flying Society](#) Please visit the web page for details before attending. Sacred Heart Catholic Church on Route 11, Just South of Cicero, NY. Tuesdays and Thursdays 12:30-4:00. Saturdays 6:00-9:00.

[Walt's Hobby Town](#)- Indoor flying will be available at Walt's during normal business hours. No flying on Saturday or Monday, Tuesday- Thursday 9:00 to 6:30, Friday 8:00 to 4:30. Flying ends 1/2 hour before closing time. Please contact Walt's Hobby Town for further details and landing fees.

[MexAir R/C](#) Indoor flying starting October 14 thru April, Friday night from 6pm-9pm at the Mexico Elementary School located in Mexico, NY. There is a \$5 charge for any adults who wish to fly. Anyone ages 19 or below fly for free!!

## STARS Flight Schools-

**Flight Schools are over for 2016. Please look for sign up sheets at the Model Aircraft Forum or contact the STARS**

**Big Bird-** The big bird flyers formal sessions are over for 2016. See you in the spring!

*Please visit the [AMA District II](#) website or the Event Section in the back of Model Aviation for additional information on these and other events.*






STARS Auction 2017. Photos Courtesy Mike Graham





# S.T.A.R.S.

## Annual 2017 Snow Fly



**When?**

**Sunday, 5 March 2017**

11 AM to 4 PM

**Where?**

**S.T.A.R.S. Field in Phoenix, NY**

(See map on back)



**Admission: *NONE***



**Open Flying - fly when you are warm enough!**

**Heated, enclosed pavilion.**

**Power available for charging batteries.**

**Food & Beverages to be served all day.**

**Come and fly all day!**



***For more information, contact:***

***Ken Kadish, President: 449-3239***



**Sponsored by the Syracuse Thunderbirds Aero Radio Society, Inc.**



presented by



THE ACADEMY OF MODEL AERONAUTICS

# AMA EXPO EAST 2017

February 24, 25, 26

Meadowlands Exposition Center Secaucus, New Jersey

## SWAP SHOP

## PRODUCT DEMOS

### Special Guest Speaker

AMA Life Member & AMA Ambassador  
**Robert "Hoot" Gibson**

Space Shuttle Commander, Astronaut Hall of Fame, National Aviation Hall of Fame, Reno Air Race Champion



## FAA PANEL

## SHOP DEALS

## FAMILY ACTIVITIES

MEADOWLANDS EXPOSITION CENTER

# IMAA Big Bird Safety Checklist

## Balance

Is the longitudinal center of gravity (for and aft) within the range shown on the plans?

Is the model balanced laterally (side to side)?

## Alignment

Are all the flying surfaces at the proper angle relative to each other?

Are there any twists in the wing?

Do the wings and removable tailplane seat properly on the fuselage every time?

Is the engine set at the proper thrust angle as shown on the plans?

## Control Surfaces

Are all control surfaces securely attached? (i.e., hinges glued, pinned). Pull on each one to test.

Are the control horns secured to the model?

## Control Linkages

Have all the linkages been checked to be sure they are secure?

Are the clevises closed? (Keepers or fuel tubing should be fitted to ensure they stay closed)

## Engine / Motor Mount Security and Operation

Are all engine mount screws tight, including mount to bulkhead if applicable?

Are the propeller bolts and/or spinner tight? If a single nut, is there a safety nut as well?

Does the throttle work without binding?

Does the throttle trim tab shut down the engine?

Has the propeller been balanced and checked for damage?

Are the propeller tips painted a contrasting color? (while not essential it makes the propeller much easier to see)

Has the engine been thoroughly test run? (engine idle and throttle up properly)

Is the fuel tank installed correctly? (i.e., carburetor at the same height as fuel tank, fuel tank clunk in proper position and moving freely, fuel lines in good condition and connected to the engine correctly)

## Radio Equipment

Are the receiver and the battery securely mounted and padded with foam to protect from vibration and shock?

Are all the electrical connectors secure?

Is the receiver antenna fully extended and in good condition?

Are the batteries charged and in good condition (check under load with a volt meter if unsure)?

Are all servo securely fastened to the rails or trays?

Are servo arms firmly attached with screw in place?

Are all push rods firmly secured in servo arms (again keepers or fuel tubing should be fitted)?

Are the control throws in the correct direction with proper amount of deflection (as per plan)?

Rudder & tail wheel: Left stick should move the rear of the rudder and tail wheel to the left.

Nose wheel: Left stick should move the front of the nose wheel to the left

Aileron: left stick should move left aileron up and right down.

Elevator: Pulling back on the stick should move the back of the elevator up.

Canard: Pulling back on the stick (elevator) should make the front of the canard move up

Throttle: With trim set fully forward, pushing the stick forward should open throttle fully. With trim set fully backward, pulling the stick back should fully close the throttle.

Has a full range check been performed? (see below)

## Undercarriage (where fitted)

Is the undercarriage firmly attached to airframe and the wheels securely retained?

Does aircraft taxi in a straight line?

## General

Is the covering tight with no visible signs of damage?

Are the retaining bolts in place and secure?

Are all hatches, cowls and canopies secure?

Are all components structurally sound?

Is your name and contact details marked on the model somewhere easily visible? (in case it's lost)

## Range Checking the radio

Verify frequency is available and mark it as yours if necessary.

Turn on transmitter check the correct model is selected (if applicable) and then turn on the receiver.

Important: make sure the transmitter aerial is down fully.

Ask someone to help and walk away from the model until signs of loss of control is apparent. If electric powered ensure that the range is not worse with the motor running.

## Before EVERY flight:

Check the receiver battery pack to ensure enough charge for the flight intended.

Check for damage and the control throw direction of all surfaces.



## Advertisements:



### Store Hours:

Monday/Friday: 9:00am-9:00pm – Tuesday/Wednesday/Thursday: 9:00am-6:00pm – Saturday: 10:00am-5:00pm – Sunday: 11:00am-5:00pm

### Phone Number:

(315) 453-2291

[waltshobby.com](http://waltshobby.com)



**Open 10-7 Tuesday thru Sunday.**

**315-532-6826**

[www.mexairrc.com](http://www.mexairrc.com)

[www.facebook.com/mexairrc](https://www.facebook.com/mexairrc)

**Winner of AMA 2015 Hobby Shop Award  
for signing up new AMA members.**

FOR SALE:

From Ralph Goldstrum's estate-

Item	Description	Condition	Price new	Market
Parkzone P51 AS3X	Foam - indoor / small AA charger / no batteries	Good - some repairs	\$100	?
Parkzone T28	Foam - indoor / small AA charger / no batteries	Excellent	\$100	?
E-Flite UMX Beast AS3X	2 cell high performance foam	Excellent	\$140	?
E-Flite Sbach 342 AS3X	2 cell high performance foam	Fair	\$140	?
E-Flite AS3Xtra AS3X	Foam - indoor / no charger/ no batteries	Very good	\$100	?
Blade MCPX V2	Helicopter only w/upgrades (metal swash)	Very good	\$225	?
Blade MCPX V1	Helicopter only w/upgrades (metal swash)/ longer tail	Good	\$180	?
Blade SR	Helicopter only (flybarred) / needs new head links	Good	\$200	?
Trex 500 FBL	FBL Helicopter /numerous upgrades (beastx)	Very good	?	\$575 (Runryder)
Trex 550 FBL	FBL Helicopter /numerous upgrades (beastx)	Very good	?	\$500 (Runryder)
PA Katana	w/bling package/batteries/servos/receiver?/upgrades	Excellent	~ 1200	?

Gary:

These are the items that I have of Ralphs. If anyone is interested, have them send me an email or text and I will send pictures. Shipping will be cheap as most items are very light. I intend to post the helicopters on Runryder as time permits.

The "big"helicopters are in Unadilla in safe storage. I will get more info on them the next time I am there. If there is interest in those units, let me know and I will see if I can get up north sooner than later.

Chuck  
bronsoncharlesw@yahoo.com  
(302) 242-2099

**Please visit the Southern Tier RC Swap Shop. Dan Luchaco has included me in his mailing list. This is the current edition. The latest edition will be out after ???**

**All contact information is included with the ads.**

*If you want to list modeling items for sale, R/C services offered, or a really neat R/C web site, this would be a good spot. Free for members. Send your advertisement by e-mail to [jwolsley@verizon.net](mailto:jwolsley@verizon.net). Please put STARS ADVERTISEMENT in the subject line.*

### Links-

New website to check out- <http://www.flyboyzblog.com/>

This site has articles pertaining to both full scale and model aircraft. Check it out.

Howard Blair found an interesting video from YouTube on micro flight  
<http://www.youtube.com/watch?v=fuoFA2fKjEo&feature=fvst>

Tom Catalino pointed out this site recently. An excellent site for Lipo battery info-  
<http://sites.google.com/site/tjinguotech/charging-how-tos/balance-connectors>

Peter Seiffert sent along the following web site- [www.servodatabase.com/servos/all](http://www.servodatabase.com/servos/all)

Mike Graham has a torque conversion chart-



### **Arming Switch Information-**

AMPØ- Arming The Big Boys, by Greg Covey November 2007  
[http://www.rcuniverse.com/magazine/article\\_display.cfm?article\\_id=950](http://www.rcuniverse.com/magazine/article_display.cfm?article_id=950)

RunRyder- How To Make A Spark Arrestor for an ESC by Lucien Miller  
<http://www.helifreak.com/archive/index.php/t-289393.html> look down to the post from gbidwell from 4-24-2011 0601am. That's the exact article that I have from RunRyder.  
Note- Many of the newer ESC's have a built in spark arrestor. If you still see and hear the spark, this is a good idea to save the plugs.

**The Link for the AMA is:**

<http://www.modelaircraft.org/>

**The link for the AMA DII Calendar is:**

<http://www.amadistrictii.org>

**The link for the club yahoo users group is:**

[http://groups.yahoo.com/grjwoup/stars\\_club\\_members/](http://groups.yahoo.com/grjwoup/stars_club_members/) (Don't forget to sign in)

**The link for the STARS club home page at DII is**

<http://www.amadistrictiistars.org/>

**The link for the STARS club web cam is:**

<http://www.amadistrictiistars.org/scam.html>

The Propwash News Letter is also available at YAHOO GROUPS. The current news letter and previous years/months are viewable and printable from there.

Please contact Mike Graham [tanjmg82@aol.com](mailto:tanjmg82@aol.com) to join the STARS Yahoo group. Send Mike an email asking to join from your preferred email account. Mike will then reply with an invite to join the group. The invitation contains the links and instructions necessary to join.



STARS Field Satellite photo



## HOW DO I LEARN MORE?

### Get ready to get schooled.

AMA Flight School is a free educational resource for anyone interested in unmanned aircraft systems (UAS) operation and model flying.

Designed to answer the question, "How do I...?", AMA Flight School provides information about topics such as:

- Battery and operational safety
- Building your own multicopter aircraft
- Travelling with your aircraft and batteries
- Participating in the Search and Rescue challenge with UAS4STEM.

Learn more at ([www.uas4stem.org](http://www.uas4stem.org)).

There's a great pilot in you.  
Go find it!

[www.amaflightschool.org](http://www.amaflightschool.org)



### Welcome to the club.

The Academy of Model Aeronautics (AMA) is the largest model aviation organization in the world. At 175,000 members strong, we're standing behind you to give you the support and guidance you need to be successful and, most importantly, have a great time.

AMA members enjoy a suite of great benefits tailored to model pilots such as:

- Liability insurance
- Subscription to *Model Aviation* magazine
- Competition privileges
- Education and youth scholarships
- Flying site assistance

For more information, visit [www.ModelAircraft.org](http://www.ModelAircraft.org).

## THE MOST FUN YOU CAN HAVE (WITHOUT A LICENSE).

### Flying is just for fun.

Currently, no individual or government agency may operate an unmanned aircraft system (UAS), commonly called a drone, in a commercial or public capacity without a Certificate of Authorization from the FAA.

Common examples of prohibited use include, but are not limited to:

- Real estate & wedding photography
- Inspection or surveying services
- Film or television production
- Search and rescue operations

### Interested in commercial or public use flying?

There are options available to you through the Federal Aviation Administration (FAA).



For more information, visit [www.KnowBeforeYouFly.org](http://www.KnowBeforeYouFly.org).



## WE'RE YOUR GUIDE TO RESPONSIBLE FLYING.

Flying guidance provided by the Academy of Model Aeronautics, the world's largest model aviation organization.

## KNOW FLY Here's what you need to know.

Learn more at [www.amaflightschool.org](http://www.amaflightschool.org)

1

### law

#### Obey local ordinances.

Some municipalities prohibit the operation of unmanned aircraft systems (UAS) in public spaces such as parks and school grounds.

Even if nothing is posted, it's good to check with local authorities before you fly in public spaces.



2

### limits

#### Fly within guidelines.

These include rules set forth by federal law and guidelines recommended by the Academy of Model Aeronautics (AMA).

- Do not fly above 400 feet.
- Do not fly anything heavier than 55 lbs.
- Do not fly beyond your line of sight.
- Do not fly in high winds or reduced visibility.
- Do not fly under the influence.
- Do not fly within 25 feet of bystanders.

3

### surroundings

#### Know the conditions.

Don't fly your UAS or model aircraft near bystanders or during emergency situations such as a wildfire, medical evacuation or search-and-rescue operation unless authorized by the proper authorities.

Watch for and avoid potential hazards in your environment such as:

- Manned aircraft
- Unprotected people
- Moving vehicles
- Roadways
- Private property
- Infrastructure
- Deteriorating weather



4

### airspace

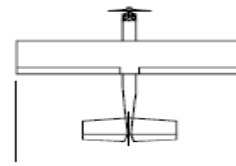
#### Share the sky.

The Federal Aviation Administration (FAA) expects all unmanned aircraft systems (UAS) operators to:

- See and avoid manned aircraft
- Be aware of Temporary Flight Restrictions (TFRs) that affect the operation of UAS or remote controlled aircraft.
- Never fly within 5 miles of an airport without contacting airport authorities.



# S.T.A.R.S. Field Rules



## 1. General:

- A. License: All pilots, students, and flying guests *must* have a current membership in a nationally recognized model aircraft association in order to fly. Those pilots participating in the Park Pilot Membership Program must fly models that weigh two pounds or less and be incapable of reaching speeds greater than 60 mph. They must be electric or rubber powered, or of any similar *quiet* means of propulsion.
- B. Spectators: Only those people essential to flight operations will be permitted in the pit area; all others will remain on the spectator side of the fence. Impound: All pilots, students, and flying guests must place their transmitter(s) in the impound area immediately upon arriving at the field.
- C. Vehicles: Vehicles will not be permitted *on* the flying field.
- D. Crash Debris: Pilots must retrieve all pieces of their aircraft after a crash. Particularly, attention must be made to obtaining all pieces of aircraft that land in the neighboring fields under cultivation.
- E. Trash: All members will take home their own trash.
- F. Alcoholic Beverages: Members will not consume alcoholic beverages prior to, nor during, participation in any *modeling* operations.
- G. Smoking: Smoking will not be permitted in the pit area or on the flight line.
- H. Mowing: Flying on the field will not be permitted if the field is being mowed or maintained.

## 2. Transmitters:

- A. Frequency Control (*For non 2.4 GHz transmitters only*): All members, students, and guests *must make use of the field frequency control system*. Each pilot will obtain the correct frequency flag (or pin) from the impound board and attach it to his/her transmitter before attempting to fly.
- B. Range Checks: Each pilot will conduct a successful radio equipment ground range check before flying a new or repaired aircraft and prior to each flying session.

## 3. Engines:

- A. All internal combustion engines run at the field will have a silencer (except for small displacements of .09 cubic inches or less).
- B. When running an engine in the pits, keep neighboring personnel behind the prop arc.

## 4. Flying:

- A. Boundaries: Flying over the pit area or the spectator side of the fence is prohibited, unless beyond the control of the pilot(s).
- B. Taxing: Taxing is prohibited in the pit area!
- C. Flying:
  - (1). Pilots will initiate their first turn after takeoff away from the pit and spectator areas.
  - (2). Engines will not be started before 9 AM Monday through Saturday and 11 AM on Sunday (**electrics may start at 10 AM**), unless approved by the **Event Director**.
  - (3). No more than three aircraft will be permitted in the air at one time.
  - (4). All flying will be conducted from the designated flight boxes.
  - (5). Hand launching of aircraft is prohibited from the pits.
  - (6). Flight operations will cease during electrical storms.

## 5. Guests:

- A. All guests must have a current membership in a nationally recognized model aircraft association in order to fly.

- B. Guests may fly at the field only with the approval of a member in good standing and only as long as a sponsoring member *remains at the field*. Guests will not fly unattended.
- C. A local guest will be allowed to fly at the field on three (3) separate occasions and then will be asked to join the Club.
- D. An out-of-town guest may make arrangements with the Club to fly at the field while visiting the area. The Club Officers and the Safety Officer will handle each out-of-town visitor on a case-by-case basis.
- E. *All guests are required to extend every courtesy to current members sharing the same flying frequency*. But when there is a conflict over who shall fly, the Club member will have the first option to fly. Both the guest and the members should use common sense while sharing the flight line or using the same radio frequencies.

## 6. RC Aircraft Utilizing "First Person View" Systems (AMA Document 550):

### A. GENERAL:

- (1). FPV flying of radio control model aircraft by AMA members is allowed only for noncommercial purposes as a hobby/recreational and/or competition activity.
- (2). All FPV flights must be conducted in accordance with AMA's current National Model Aircraft Safety Code and any additional rules specific to the flying site/location.

### B. OPERATIONS – REQUIREMENTS - LIMITATIONS:

- (1). AMA FPV novice pilots must use a buddy-box system with an FPV spotter while learning to fly FPV.
- (2). All FPV flights require an AMA FPV pilot to have an AMA FPV spotter next to him/ her maintaining VLOS with the FPV aircraft throughout its flight.
- (3). The FPV pilot must brief the FPV spotter on the FPV spotter's duties, communications and hand-over control procedures before FPV flight.
- (4). The AMA FPV spotter must communicate with the FPV pilot to ensure the FPV aircraft remains within VLOS, warning the FPV pilot of approaching aircraft, and when avoidance techniques are necessary.
- (5). The FPV spotter may at any time during an FPV flight acquire the transmitter from the FPV pilot and assume VLOS control of the aircraft.
- (6). If the FPV pilot experiences a problem due to a loss of video link, orientation, or is unable to safely fly, he/she must abandon FPV mode and fly VLOS or pass the RC transmitter to the FPV spotter to assume VLOS control of the aircraft.
- (7). Before initial FPV flight and after any flight system changes or repairs, FPV model aircraft must be test flown by conventional VLOS to determine that flight systems are working properly.
- (8). FPV model aircraft must use frequencies approved by the FCC for both the RC system and the wireless video system. Pilots must meet applicable FCC licensing requirements if they choose to operate the RC flight control system or the wireless video system on Amateur Band frequencies.

### C. RANGE – ALTITUDE – WEIGHT – SPEED:

- (1). One of the requirements in Federal Law (Public Law 112-95 Sec 336 (c) (2) February 14, 2012) for model aircraft to be excluded from FAA regulations is that model aircraft be flown within VLOS of the operator.
- (2). Model aircraft flown using FPV must remain at or below 400 feet AGL when within 3 miles of an airport as specified in the AMA Safety Code.
- (3). Model aircraft flown FPV are limited to a weight (including fuel, batteries, and onboard FPV equipment) of 15 lbs. and a speed of 70 mph.

# STARS

## Field Protocol

Dedicated to responsible  
RC fun with safety by  
choice, not chance.

### 1. General:

- A. Civil and courteous behavior is required at the field at all times.
- B. Safety is paramount and everyone's business. Use common sense in all matters.
- C. It is strongly recommended that you do not fly alone.
- D. Learn where the First Aid station is located and inform the Field Committee if material has been issued from it.
- E. When opening or closing combination locks, *always* set the wheels to 0000.
- F. Last member out must close and lock the refrigerators, pavilion, and main gate.
- G. Cell phones are not to be used on the flight line or in the pavilion near the transmitters.

### 2. Engine Courtesy:

- A. Long term tuning and initial break-in should be conducted away from the pits and spectators (usually at the engine break-in stand).
- B. Do not direct prop wash at other modelers, their aircraft, equipment, or bystanders behind the pit fence. Kindly inform those bystanders near the fence that you intend to start an engine before you do so.

### 2. Flying Courtesy:

- A. Any person wishing to enter an active flying field or runway to cross same or to retrieve an aircraft, must loudly announce their intention to all fliers on the flight line.
- B. A "landing" aircraft has the right of way over an aircraft "taking-off".
- C. A "dead stick" aircraft has the right of way over all others.
- D. All take-off and landing attempts must be announced to other pilots on the flight line. Take-offs are normally announced by saying "taking off", and landings are announced by saying "landing" or coming in". Dead stick landings are announced clearly to all pilots in the pits and on the flight line by saying "dead stick".
- E. A pilot having difficulty in controlling his/her aircraft must announce to all in the pits and on the flight line that he/she is experiencing radio or mechanical problems. Pilots on the ground preparing to fly will turn off their transmitters and wait for the problem to be resolved before continuing to fly. Fliers in the air will stay clear of the aircraft in distress and will land, if possible, as long as it does not contribute to the crisis. All personnel near the pit area must be alerted to the situation.
- F. If a crash occurs on the field or in the pits, all flying will stop until the accident has been investigated and the debris has been cleared from the field.
- G. Normal flight duration is 10 minutes. Obviously, flight time may be extended if there are no other pilots waiting to fly or waiting for a particular radio channel.
- H. When you have finished flying, please return your transmitter to the impound.

### 3. Good Earth Policy:

- A. Place recyclables in the appropriate container in the pavilion.
- B. Turn off all pavilion lights when departing the field for the night.
- C. The field does not have a trash removal service. If you carry anything to the field, carry it back out.
- D. If a pilot or guest brings a pet to the field, he/she will be responsible for supervising the animal's conduct while at the field. Please observe all appropriate Field Rules.
- E. If you smoke, please place all cigarette butts in the butt cans in the field.
- F. Do not throw cans or bottles or any other trash in the outhouse pits.
- G. DO NOT DRINK THE WELL WATER. Well water is to be used for washing only.

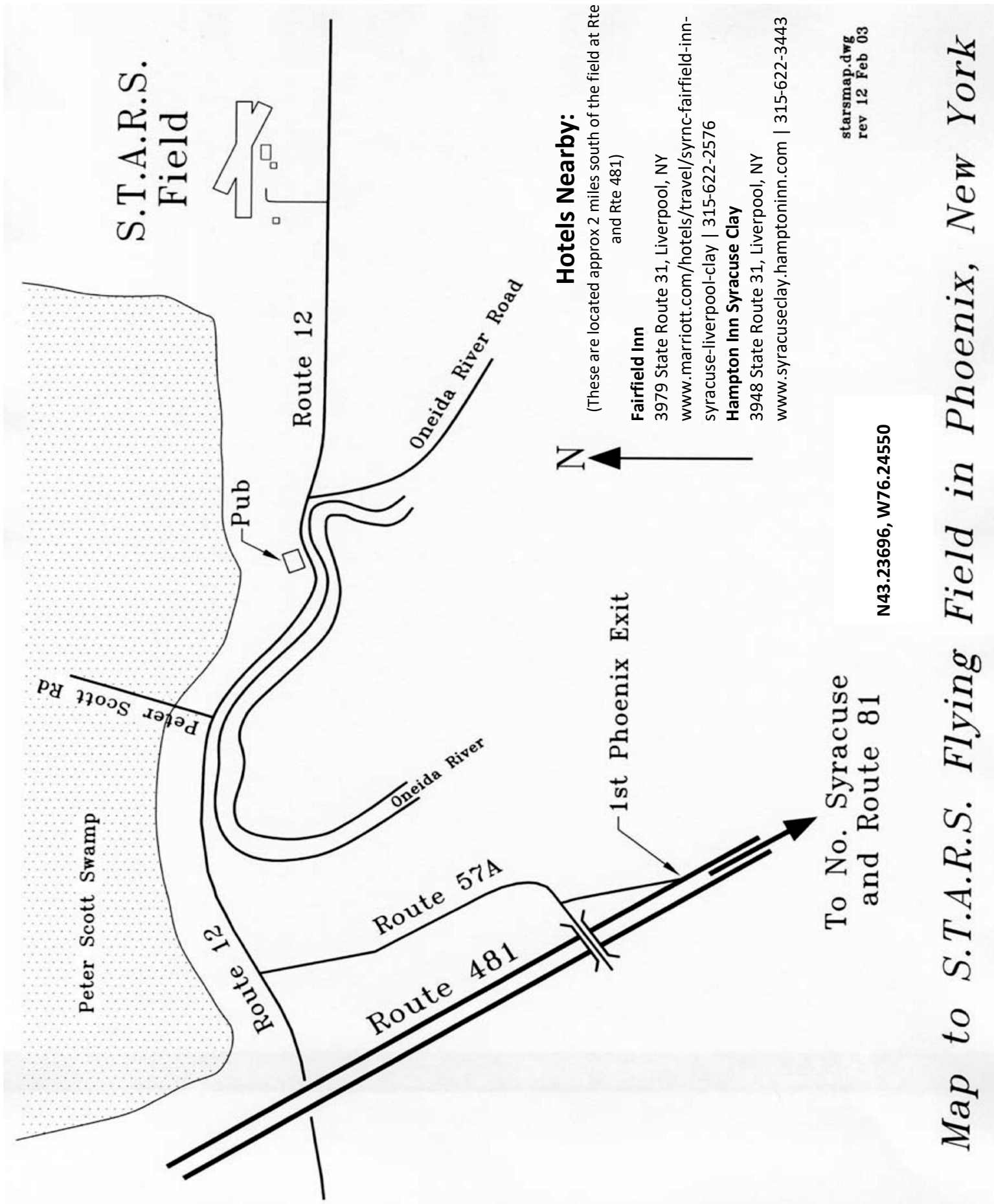
### 4. Replacement Courtesy:

- A. Where an individual's plane or property is damaged by the actions of another individual, it will be the responsibility of the two parties to resolve the situation in an appropriate manner.

## **STARS POLICY REGARDING PHOTOGRAPHY**

- STARS is a membership organization organized under the laws of the State of New York.
- The STARS flying field, located in Phoenix, New York, is owned by STARS, and as such, is privately owned property.
- The purpose of this policy is to limit and restrict the reproduction of images, in any form, of the STARS property and the activities which occur thereon.
- While the STARS property is privately owned, members, guests, and the general public are welcome at the field during published field hours of operation. Members, guests and the public must adhere to all rules imposed by STARS regarding entry upon and/or the use of STARS property, including the STARS policy on photography.
- The reproduction of images of the STARS field or the activities thereon, in any form, is a privilege and not a right.
- Except as provided below, the reproduction of images of the STARS field or activities thereon in any form, including, but not limited to film and digital still photography, and video photography in either film or digital form, is strictly forbidden.
- Violation of this policy will result in immediate expulsion of the violator from the STARS premises, and may subject the violator to criminal and/or civil sanctions and penalties.
- Members in good standing of STARS shall be exempt from the above requirements so long as any images or video produced of the STARS premises or the activities thereon are for personal and non-commercial use.
- Guests and the general public may be permitted to photograph or video the STARS property and activities thereon, but only for personal and non-commercial use, and only with the prior written consent of the Club's executive board.

# Map to the STARS



S.T.A.R.S.  
Field

Route 12

Oneida River Road

Pub

N

### Hotels Nearby:

(These are located approx 2 miles south of the field at Rte 31 and Rte 481)

#### Fairfield Inn

3979 State Route 31, Liverpool, NY

[www.marriott.com/hotels/travel/syrnc-fairfield-inn-syracuse-liverpool-clay](http://www.marriott.com/hotels/travel/syrnc-fairfield-inn-syracuse-liverpool-clay) | 315-622-2576

#### Hampton Inn Syracuse Clay

3948 State Route 31, Liverpool, NY

[www.syracuseclay.hamptoninn.com](http://www.syracuseclay.hamptoninn.com) | 315-622-3443

To No. Syracuse  
and Route 81

N43.23696, W76.24550

starsmap.dwg  
rev 12 Feb 03

*Map to S.T.A.R.S. Flying Field in Phoenix, New York*





Est. 1965

# Syracuse Thunderbirds Aero Radio Society

Online at: <http://www.amadistrictiistars.org>



Charter 473

## Membership Application Form

Date: \_\_\_\_\_

Membership:       Open (\$220.00 share+dues)       Extra Family member (\$30.00)  
                           Associate (\$75.00)                                       Youth (< AMA age 19 - \$0.00)  
                           Park Pilot - Associate (\$75.00)       Park Pilot - Youth (< AMA age 19 - \$0.00)

Name: \_\_\_\_\_

Address: \_\_\_\_\_  
\_\_\_\_\_

Phone: \_\_\_\_\_

AMA: \_\_\_\_\_ DOB: \_\_\_\_\_

RC Channels Used: \_\_\_\_\_

STARS Member(s) Contacted: \_\_\_\_\_

Primary Interests (Sport, Scale, Pattern, Fun Fly, etc.): \_\_\_\_\_  
\_\_\_\_\_

Other Club Affiliations: \_\_\_\_\_

Email Address (for newsletter and notices): \_\_\_\_\_

You must be a current member of the Academy of Model Aeronautics (AMA) in order to join the STARS. Please show your AMA card to the Officer given this application or include a photocopy of the application for the license.

*"I have read and agree to abide by the STARS Field Safety Rules." (See rules above)*

\_\_\_\_\_

Submit this form to a Club Officer

Rev 10Feb16